

MA110 - SERIES



HEAVY DUTY INCREMENTAL ENCODER Ø 58 MM


Encoder with synchroflange and 3 mounting holes M4

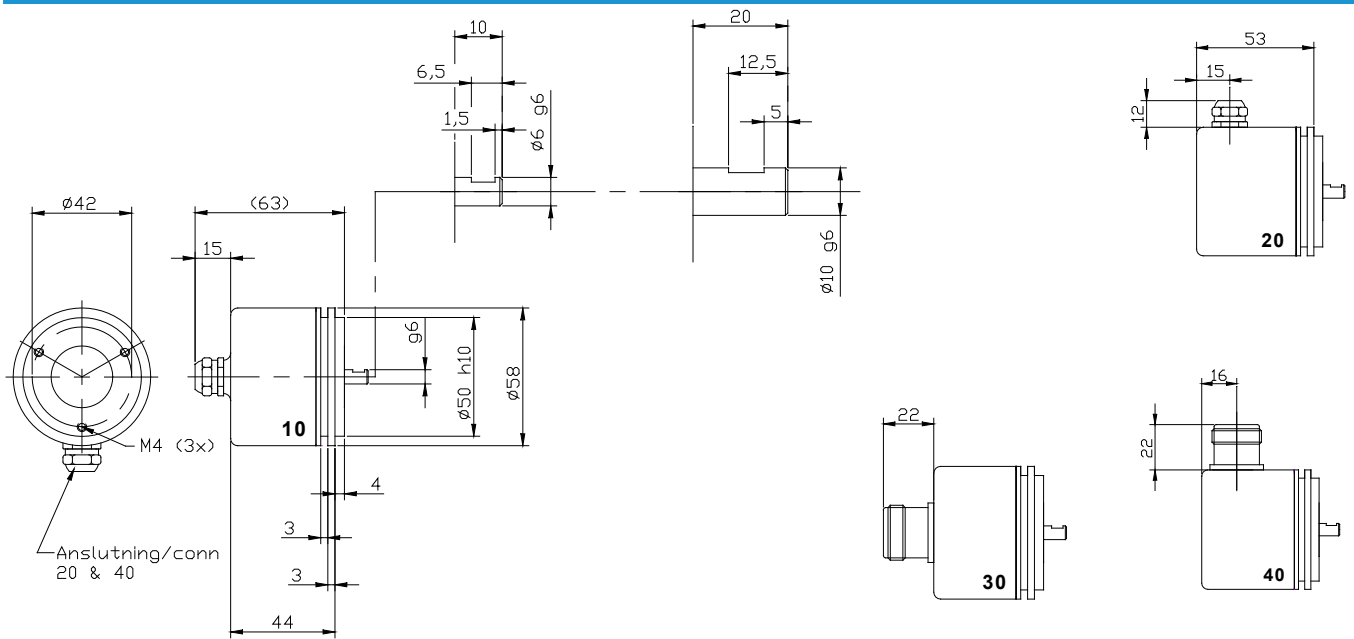
- Ø 58 mm
- 6 or 10 mm solid shaft with face
- Enlarged sturdy bearings
- Short circuit and reversed polarity proof
- Dust and splash proof IP65
- Standard 5-30V Power Supply, 300kHz
2 Square Wave Signals
Marker Pulse, Inverted Signals and Sense
- Option Customization upon request

The logo for emeta encoders, featuring a stylized blue wave icon to the left of the text "emeta encoders".

*Flexible and durable
encoder for demanding
applications.*

 File E342441

 Conforms to european EMC directive 89/336/EEC
standards:
EN61000-6-4 emission in industrial environments,
EN61000-6-2 immunity in industrial environments.

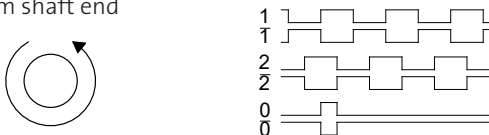


ELECTRICAL SPECIFICATION, STANDARD

Supply voltage	Vcc 5–30 V
Current consumption	Max 40 mA without load
Output circuit	Linedriver RS422A compatible
Low level output volt.	Max <0,5 V at 20 mA load and 20°C
High level output volt.	Min >Vcc-1V at 20mA load and 20°C
Short circuit protected	Yes
Polarity protected	Yes
Transient protected	Yes
Max load	70 mA

OUTPUT SIGNALS, STANDARD

CCW rotation viewed from shaft end



SIGNAL ACCURACY

Dividing error max	±50 el°
Channel separation	90 ±25 el°
Max frequency	300 kHz
Operating temperature	-40° to +80°C

MECHANICAL SPECIFICATION

Housing	Aluminum, electrically conductive for increased interference protection
Sealing	IP65 dust and splash proof
Bearings	Permanently greased
Bearing load at	1 000 rpm:
Radial	180 N Gives 50 000 hrs
Axial	130 N bearing life
Max rpm	6 000 (12 000)
Vibration	20g 20-2000 Hz
Chock	200g at 11 ms
Weight	approx: 275 g (without cable)

CONNECTIONS

- 10. Axial cable 1 m, 10x0,25TPUR
- 20. Radial cable 1 m, 10x0,25TPUR
- 30. Axial 12-pin male connector CON-FM12P
- 40. Radial 12-pin male connector CON-FM12P
- 70. Axial cable 1 m with male connector CON-CF12P
- 80. Radial cable 1 m with male connector CON-CF12P

FUNCTIONS

	Cable	Connector	Cable/Conn
1	Brown	5	5
2	Grey	8	8
0	Red	3	3
1 inv	Green	6	6
2 inv	Pink	1	1
0 inv	Black	4	4
+V	Brown/Green	12	12
0 V	White/Green	10	10
+V sens	Blue	2	2
0V sens	White	11	11
Gnd	Shield	Chassi	9

MATING CONNECTORS

For 30 and 40, CON-CF12S female connector
For 70 and 80, CON-CM12S female connector

ORDERING KEY

Model
Shaft 6 or 10 mm
Pulse rate 1-5 000
Connection
X= meter cable

